




∧ colorless # 1



∧ Coloress # 1




∧ Coloress # 1




∧ Teak # 3




∧ Teak # 3



∧ Teak # 3



∧ Pine # 18



∧ Pine # 18




∧ Pine # 18



∧ Dark Larch # 9



∧ dark larch # 9




∧ dark larch # 9




∧ Mahogany #7



∧ Mahogany #7




∧ Mahogany # 7




∧ Walnut # 4



∧ Walnut # 4



∧ Walnut # 4



∧ Rosewood # 11



∧ Rasewood # 11




∧ Rasewood # 11



∧ Anthracite #20




∧ Anthracite #20




∧ Anthracite # 20



∧ gray # 12



∧ gray # 12




∧ gray # 12




∧ white #8




∧ white # 8




∧ white # 8



∧ blue # 13



∧ blue # 13



∧ blue # 13




⤴ yellow # 15




⤴ yellow # 15



⤴ yellow # 15



⤴ green # 16



⤴ green # 16



⤴ green # 16

The shown shades are only informative. Silvacera® is a transparent - semi-transparent coating, so the finished appearance of your product is influenced by the color of the substrate or the wood you are treating, as well as the degree of treating its surface. The final appearance also depends on the number of coatings. The prescribed minimum coating is 100 to 150 g/m², which is usually achieved by two to three layers. We recommend that you check the color shade before using it on a piece of wood of the same type and treatment as will be fitted in your product or in your facility.